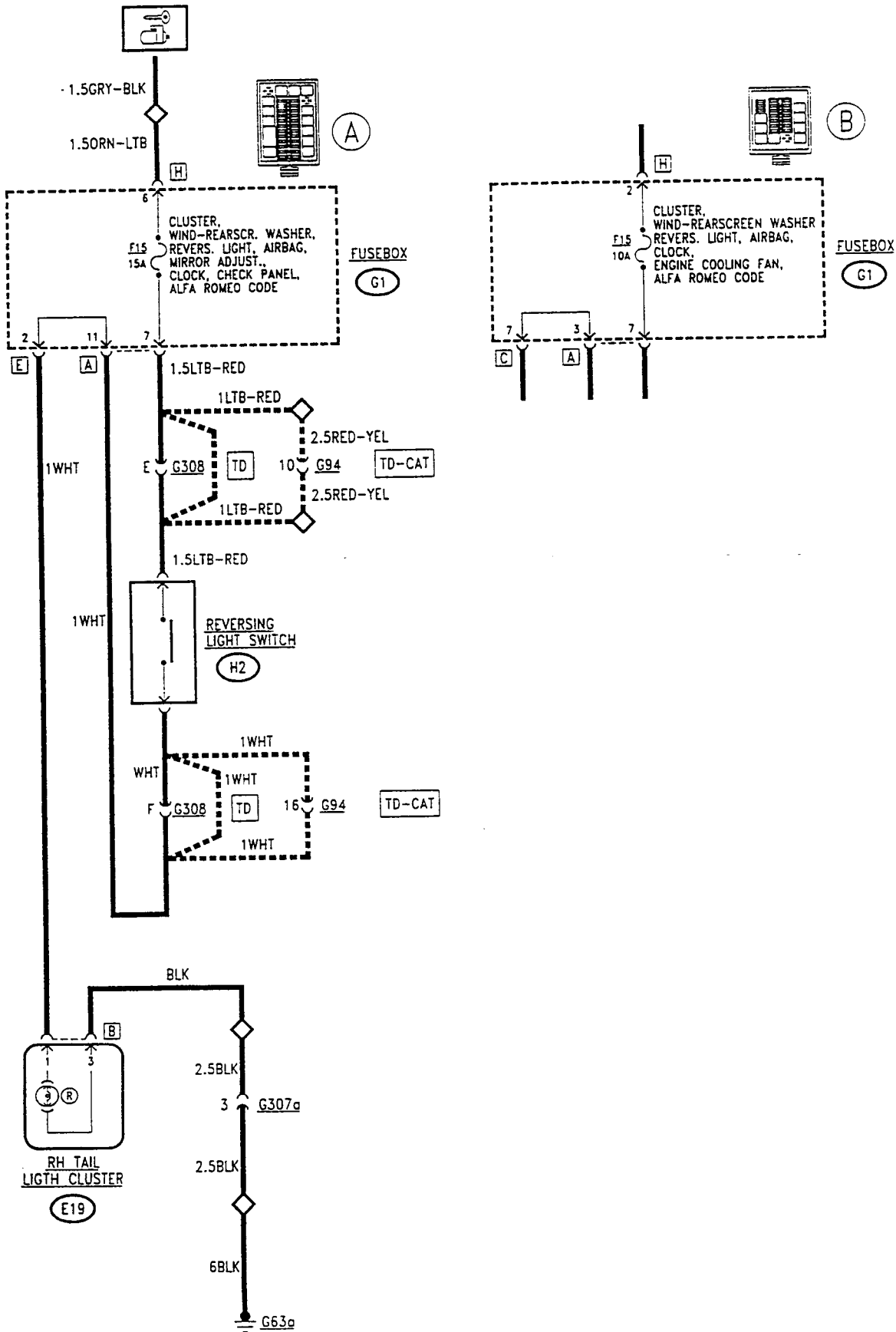


REVERSING LIGHTS

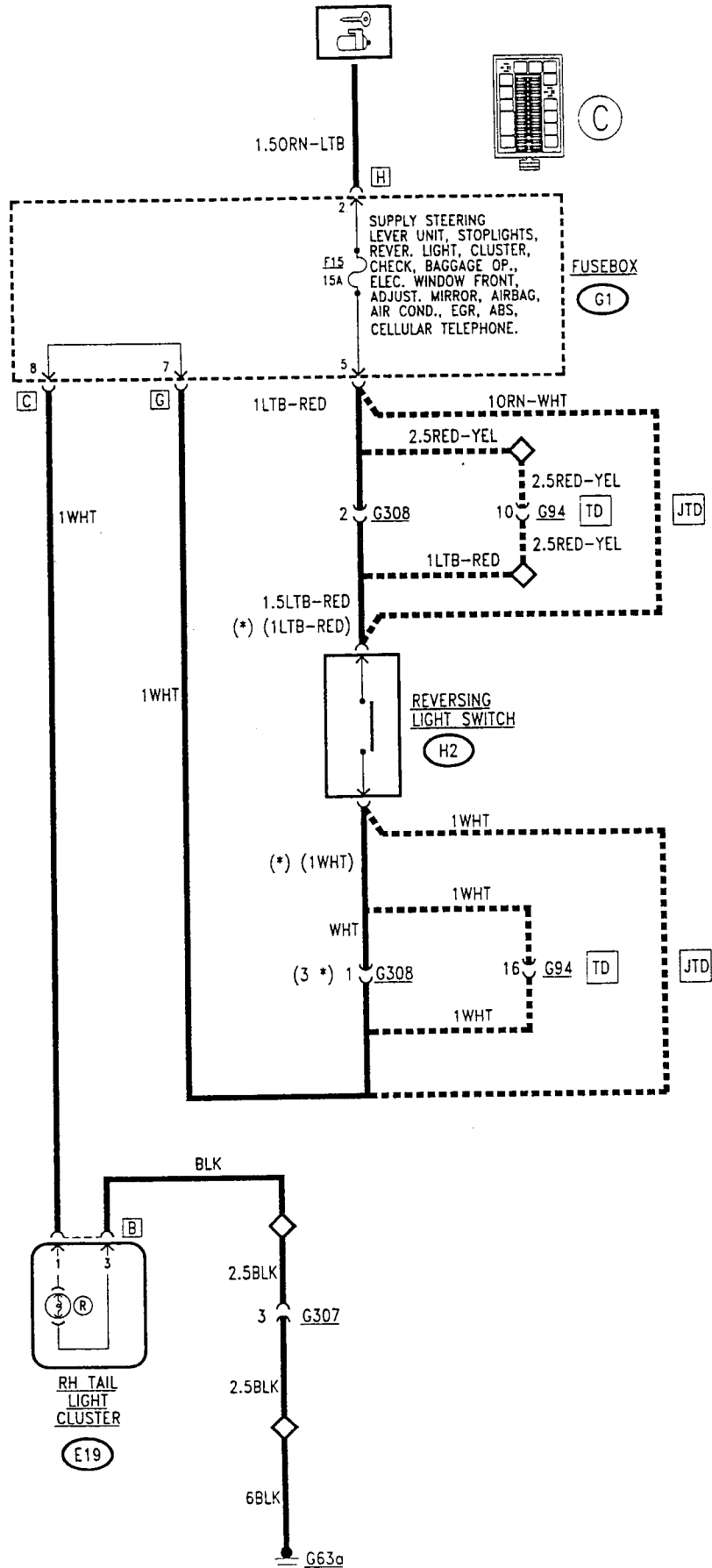
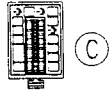
INDEX

WIRING DIAGRAM	14-2
GENERAL DESCRIPTION	14-3
FUNCTIONAL DESCRIPTION	14-3
COMPONENTS AND CONNECTORS	14-3
FAULTFINDING TABLE	14-5
LOCATION OF COMPONENTS	14-6

WIRING DIAGRAM



WIRING DIAGRAM



(*) from Model Year '98

GENERAL DESCRIPTION

The car is fitted with a reversing light located in the right-hand tail light.

When reverse gear is selected, the light is turned on automatically by a switch to be found on the gearbox.

The circuit is protected by a special fuse.

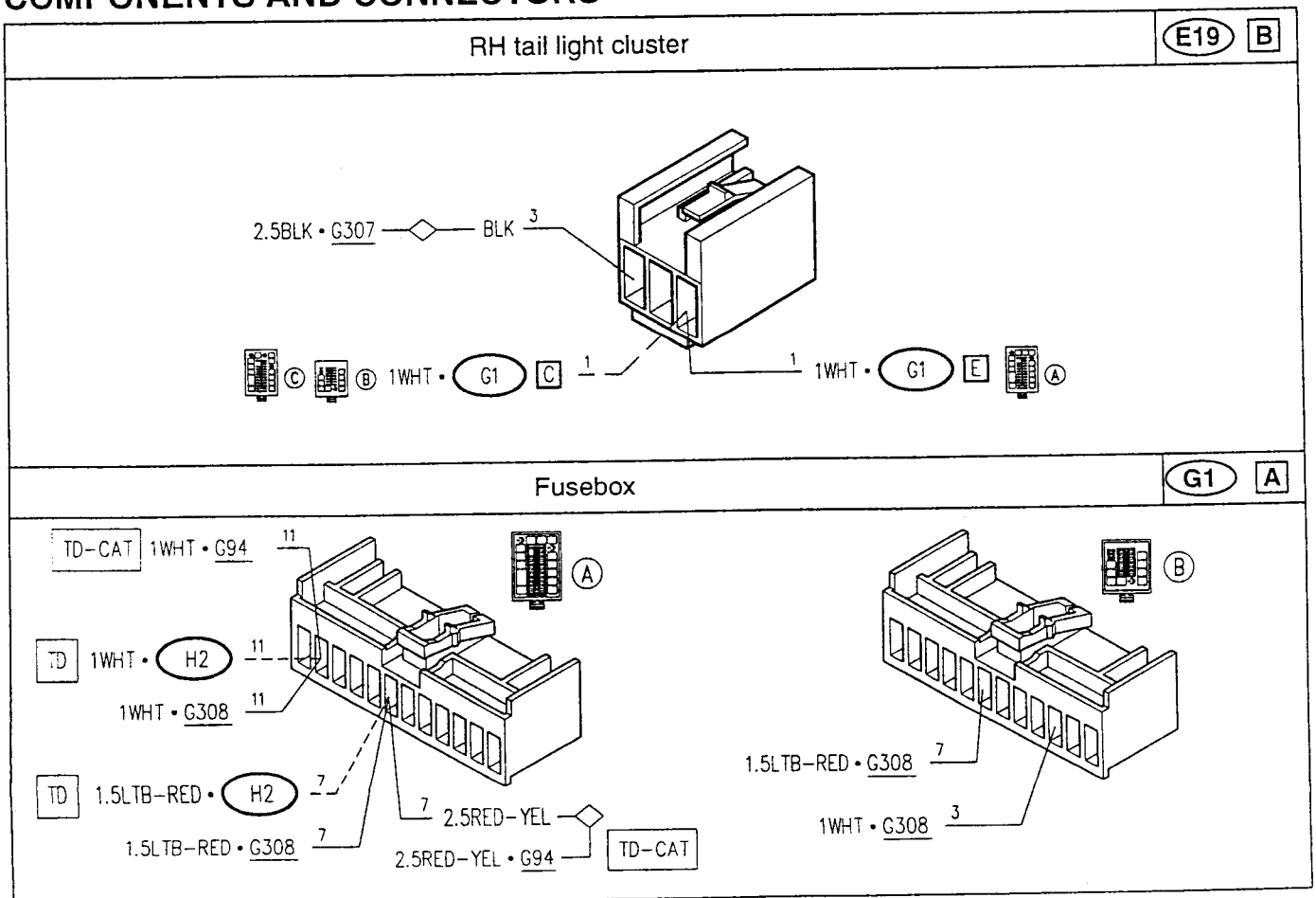
The reversing light is operated when the ignition key is engaged and it is independent of the other lights on the vehicle.

FUNCTIONAL DESCRIPTION

The reversing light circuit is supplied from the ignition switch through fuse **F15** of fusebox **G1**.

When reverse gear is engaged switch **H2** supplies the reversing light **E19**.

COMPONENTS AND CONNECTORS



COMPONENTS AND CONNECTORS (cont.d)

<p>Fusebox</p> <p>① 1WHT • G307 8</p> <p>② 1WHT • E19 B 7</p>	<p>G1 C</p>	<p>Fusebox</p> <p>1WHT • E19 B 2</p>	<p>G1 E</p>
<p>Fusebox</p> <p>1LTB-RED • G308 5</p> <p>2.5RED-YEL • G94 5</p> <p>10RN-WHT • H2 5</p> <p>1WHT • G308 7</p> <p>1WHT • H2 7</p> <p>1WHT • G94 7</p> <p>TD</p> <p>JTD</p> <p>C</p>		<p>G1 G</p>	
<p>1.5ORN-LTB 6</p> <p>1.5GRY-BLK • B1 A</p>	<p>1.5GRY-BLK • B1 A</p> <p>1.5ORN-LTB 2</p>	<p>1.5ORN-LTB • B1 A 2</p>	<p>G1 H</p>
<p>RH rear earth</p>			<p>G63a</p>
<p>2.5BLK • G307 6BLK</p>			

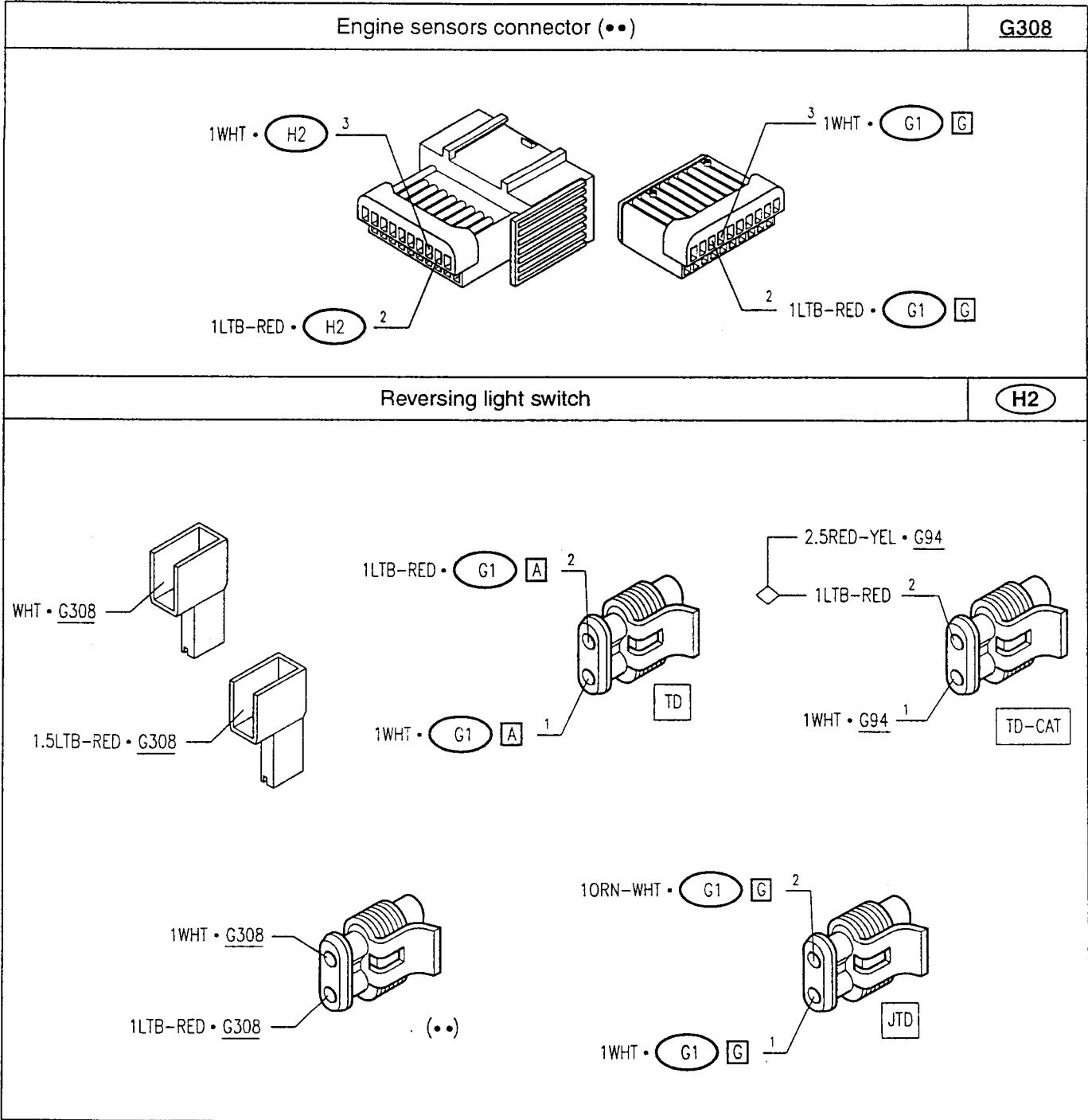
COMPONENTS AND CONNECTORS (cont.d)

<p align="center">Engine compartment connection</p>	<p align="center">G94</p>
	<p align="center">TD-CAT</p>
<p align="center">Connector for rear wiring/luggage compartment wiring</p>	<p align="center">G307</p>
	<p align="center">C</p>
<p align="center">Engine sensors connector (*)</p>	<p align="center">G308</p>
<p align="center">Engine sensors connector (•)</p>	<p align="center">G308</p>
	<p align="center">C</p>

(*) up to chassis no. _____
PA493000000009

(•) up to M.Y. '97

COMPONENTS AND CONNECTORS (cont.d)



(••) from M.Y. '98

FAULTFINDING TABLE

Failure	Component to be checked		
	F15	E19	H2
Reversing light	•	•	•

LOCATION OF COMPONENTS

